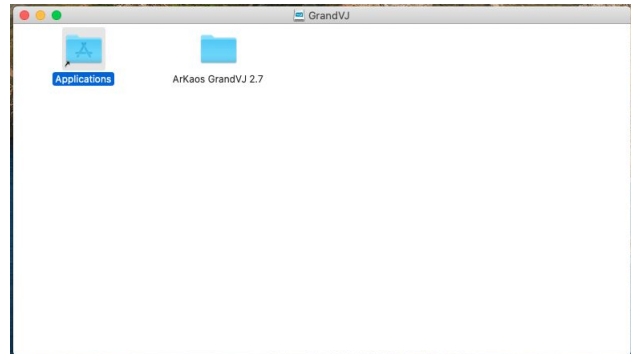


Catalina Notarize guide

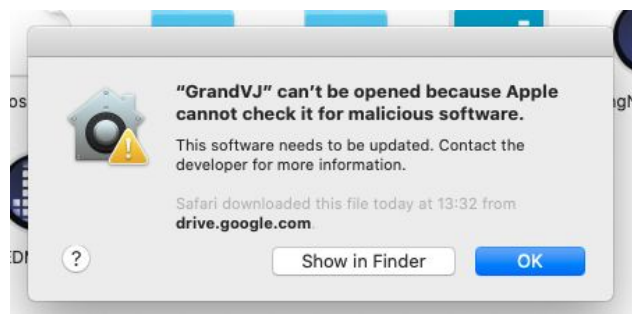
When you downloaded GrandVJ and run the downloaded file you will get the following window:

There you just need to drag and drop the ArKaos GrandVJ folder into the Applications folder.

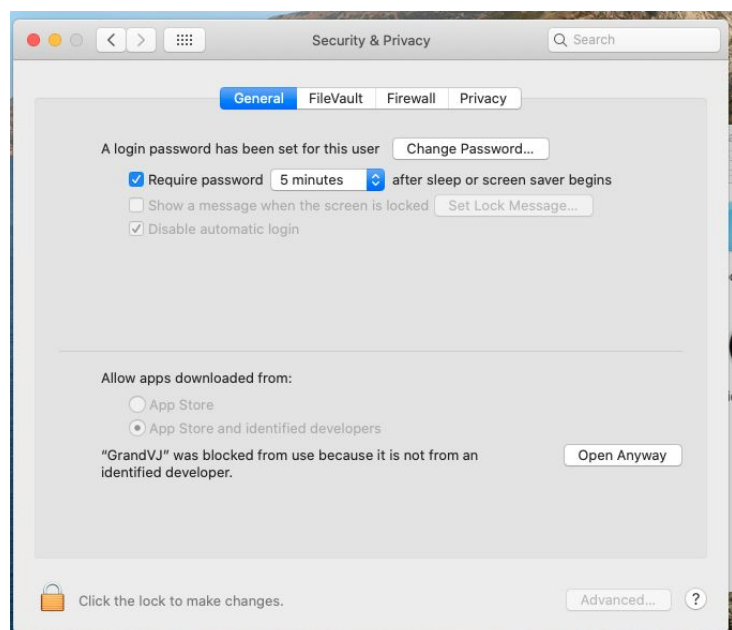


You can then find the GrandVJ application in your Applications folder. When you try to open GrandVJ you will get the following window:

Here you can just click the OK button.

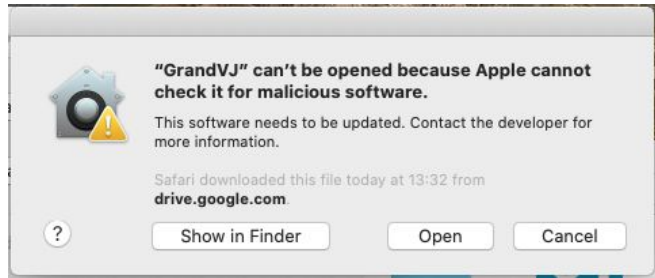


Now open System Preferences - Security & Privacy - General and click "Open Anyway"



If you then try to open GrandVJ again you will get the following window where you just have to click the “Open” button.

From now on you can open GrandVJ as usual.



This procedure has to be done for all satellite applications (KlingNetMapper, LEDMapper, VideoMapper)